



POINT IN TIME RESULTS 2011

Report Contents:

Homeless Population Estimates and History	2
Reasons Became & Remain Homeless	3
Chronic vs. Episodic	4
Education and Employment	4
Treatments and Institutional Stays	5
Community Needs	5
Special Thanks	6

LUBBOCK COUNTY

The Texas Homeless Network annually coordinates a Point-in-Time homeless survey for communities in the Texas Balance of State Continuum of Care during the last week in January. The "known location" methodology is used with volunteers surveying everyone found at sites identified by the community where persons suffering from homelessness are known to congregate. The resulting survey sample is represented by people in homeless situations



and persons who are at risk of becoming homeless. The number of survey responses does not represent the total population suffering from homelessness, so estimates are provided in this report. This information is used by local communities in the development of short and long-term strategies to alleviate homelessness.

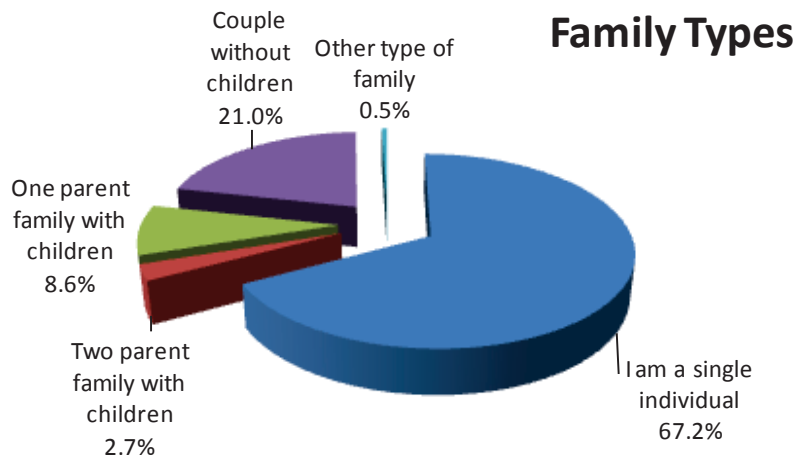
BASIC DEMOGRAPHICS QUICK REFERENCE OF 225 SURVEYS RECORDED

The gender breakdown is **61.6%** male and **38.4%** female.

This survey represents up to **397** people. **267** Adults and **130** Children.

The median age of the adult respondents from Lubbock County was **44.8**.

73.9% of those surveyed reported their race as white.



129 children were accounted for in the survey with a median age of **6.9** years.

38.9% stated their ethnicity was Hispanic/Latino.

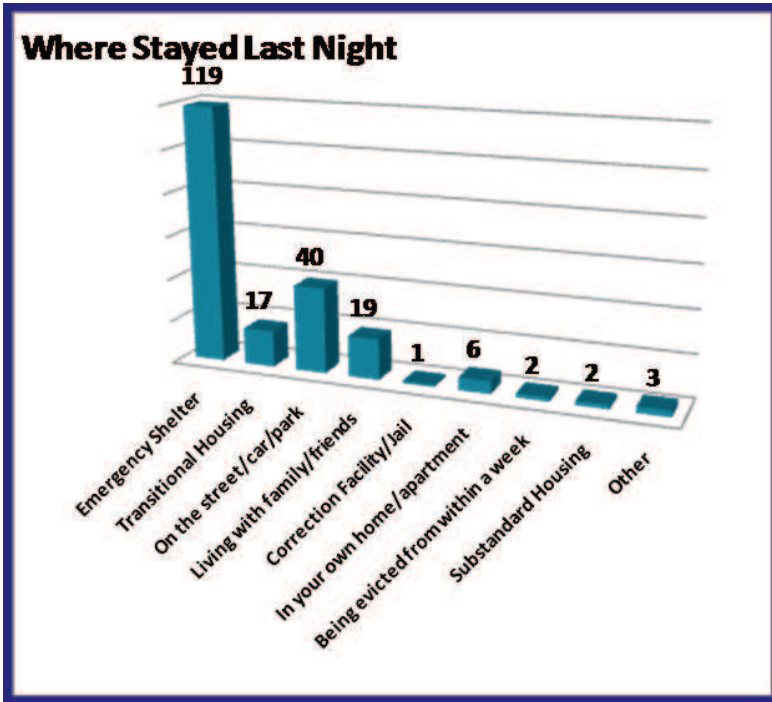
12.5% of respondents have been in the military, a **2.1%** raise from last year

11% of people surveyed are heads of households with children.

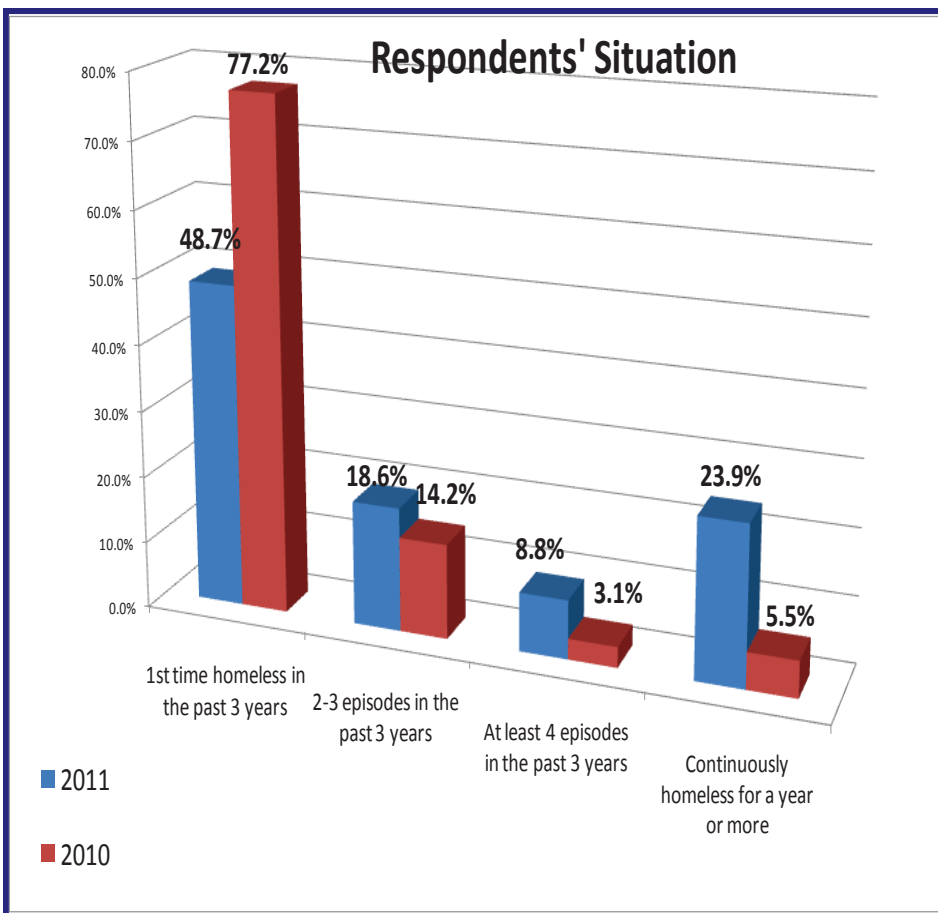
Median length of military service is **5** years.

85.3% of respondents fit HUD's definition of homeless.

POPULATION ESTIMATES AND HISTORY



PIT Homeless estimate for Lubbock County:	<u>347</u>
Annualized homeless population estimates for Lubbock County:	<u>527</u>

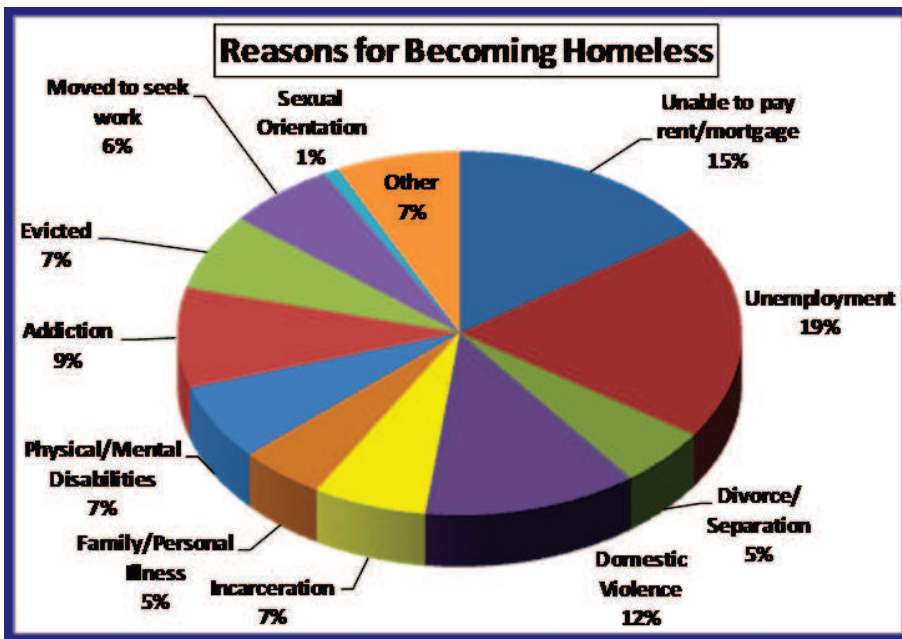


- #### Length of Stay
- 48.7% described their situation as the first time homeless in three years
 - 34.3% reported not having a separate episode of homelessness in the last 12 months
 - For those not born in Lubbock County the average year they moved to Lubbock County was 2000.

The median age respondents became homeless for the first time is 38.5.

With the range of homelessness from six days to 24 years, the median length of homelessness was 12 months, which rose from last year's median of 3 months.

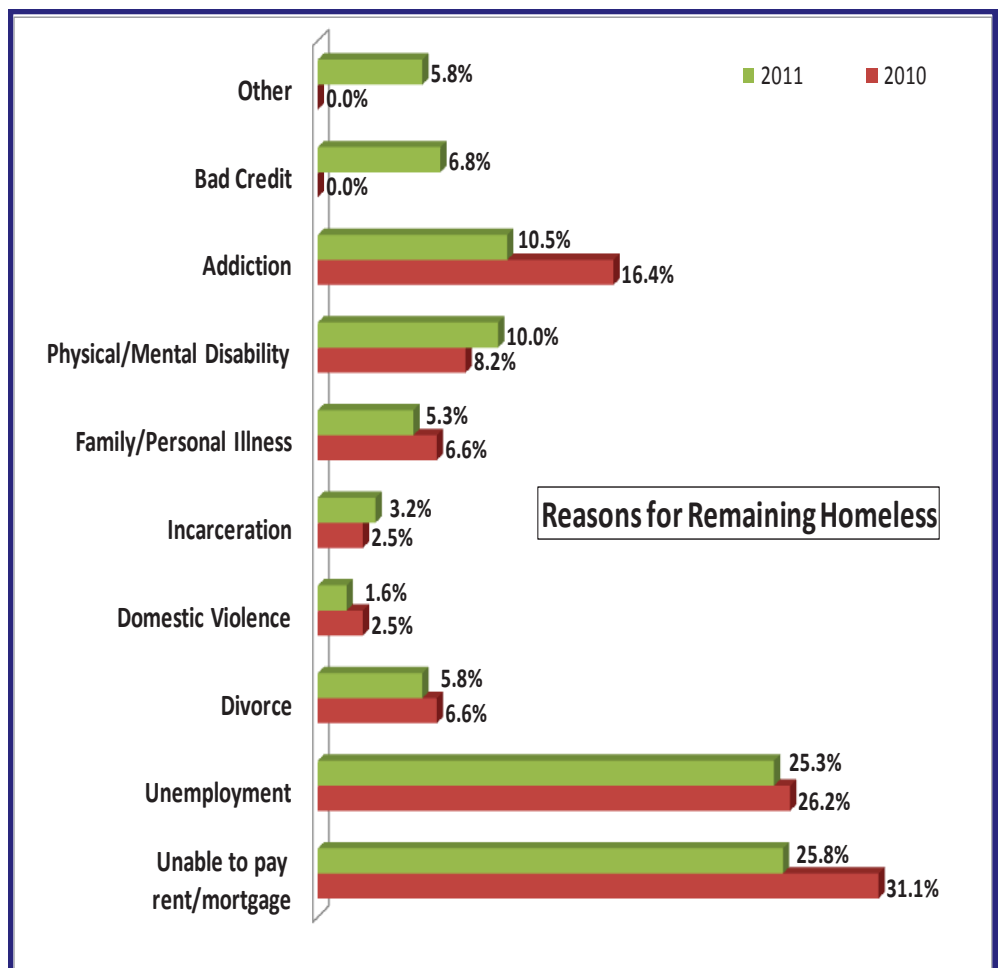
¹ §11302. General definition of homeless individual: (a) In general For purposes of this chapter, the term "homeless" or "homeless individual or homeless person" includes- 1. an individual who lacks a fixed, regular, and adequate nighttime residence; and 2. an individual who has a primary nighttime residence that is - A. a supervised publicly or privately operated shelter designed to provide temporary living accommodations (including welfare hotels, congregate shelters, and transitional housing for the mentally ill); B. an institution that provides a temporary residence for individuals intended to be institutionalized; or C. a public or private place not designed for, or ordinarily used as, a regular sleeping accommodation for human beings.



****The two most cited reasons for becoming and remaining homeless in Lubbock County were unemployment and an inability to pay rent/mortgage****

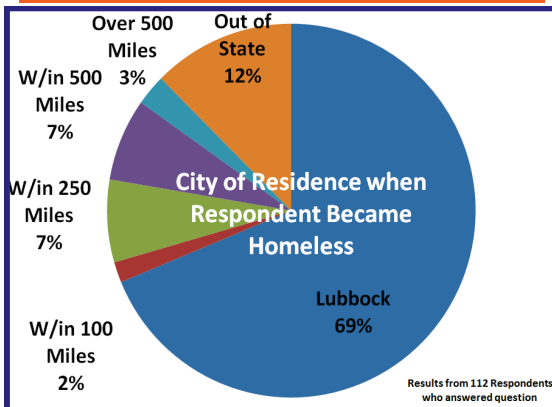
The unifying condition for virtually all of Texas' homeless population is extreme poverty. Furthermore, many people who are homeless also experience some type of personal vulnerability that places them at risk, such as:

- Family Violence
- Physical disability or chronic medical problems
- Mental Illness
- Substance Abuse
- Developmental disability or brain injury
- Criminal background

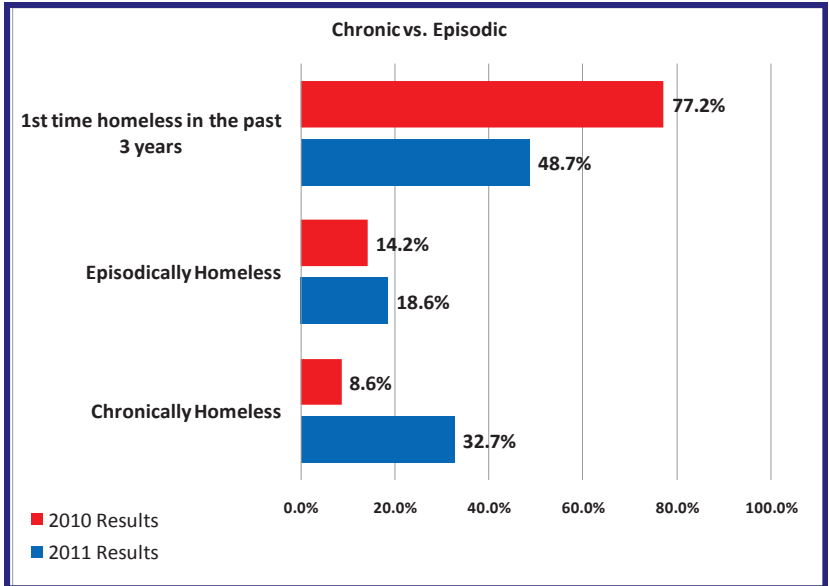




33% of respondents were born in Lubbock

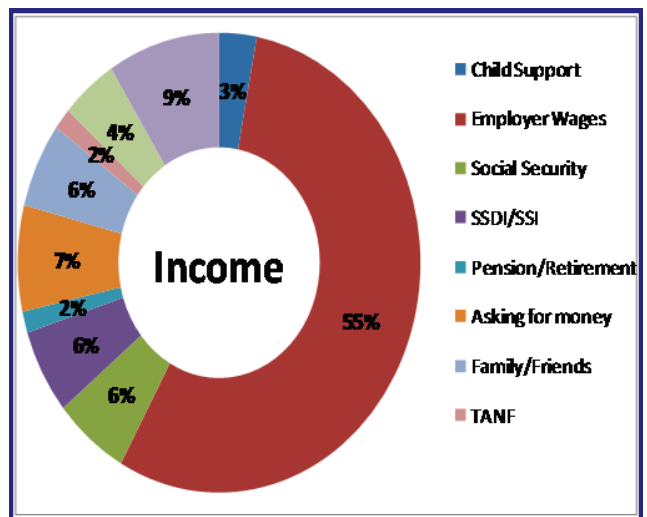
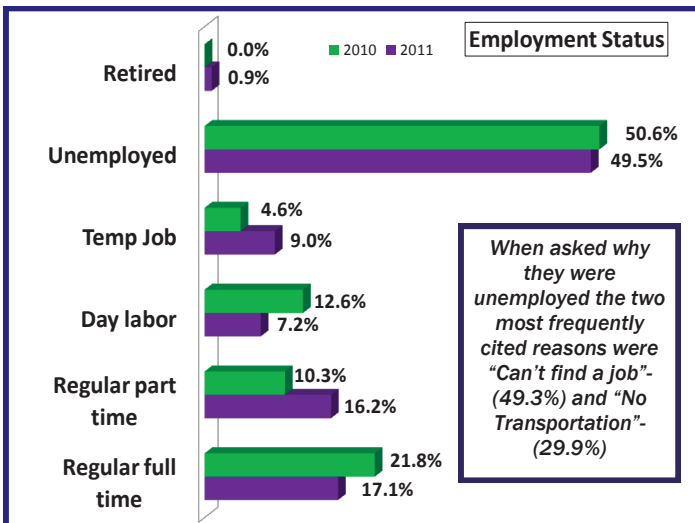


CHRONIC VS. EPISODIC



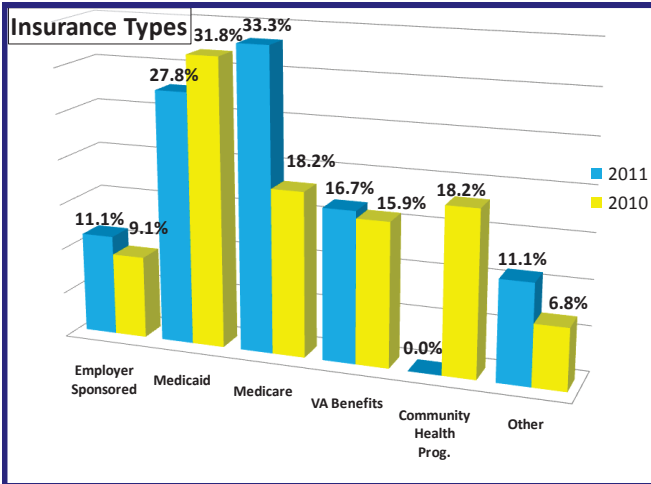
Chronically Homeless refers to an individual or family in which at least one adult member who has a disabling condition and who has either been continuously homeless for a year or more OR has had at least four (4) episodes of homelessness in the past three (3) years.

EDUCATION & EMPLOYMENT



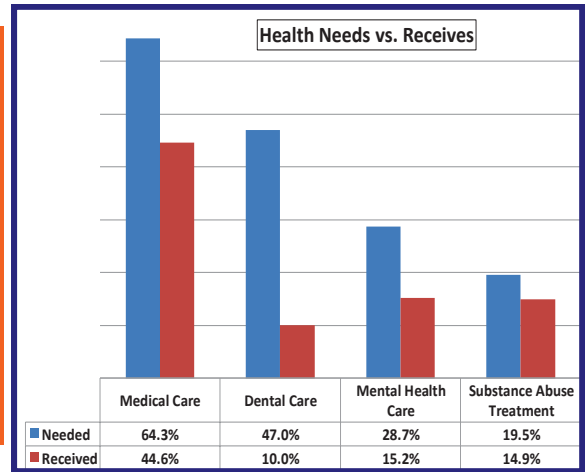
- **68.4%** of respondents report attaining a high school diploma or higher degree in this sample.
- **31.6%** did not graduate high school and **7.2%** of those did not pass 8th grade.
- **83.2%** of respondents indicated that they were able to work and **49.6%** are working (**17.1%** full time).
- Those that work average **28.1** hours per week and their median monthly income was **\$301.00**.
- However, **49.5%** are unemployed and the median length of unemployment is **twelve months**; double the amount of last year.
- When asked where they get income the top three responses in order were: Employer Wages, Other sources, Asking for money.

TREATMENTS AND INSTITUTIONAL STAYS



Prior to entering institution, **32.9%** of respondents were homeless.

Following release **58.9%** of those had some shelter to return to.



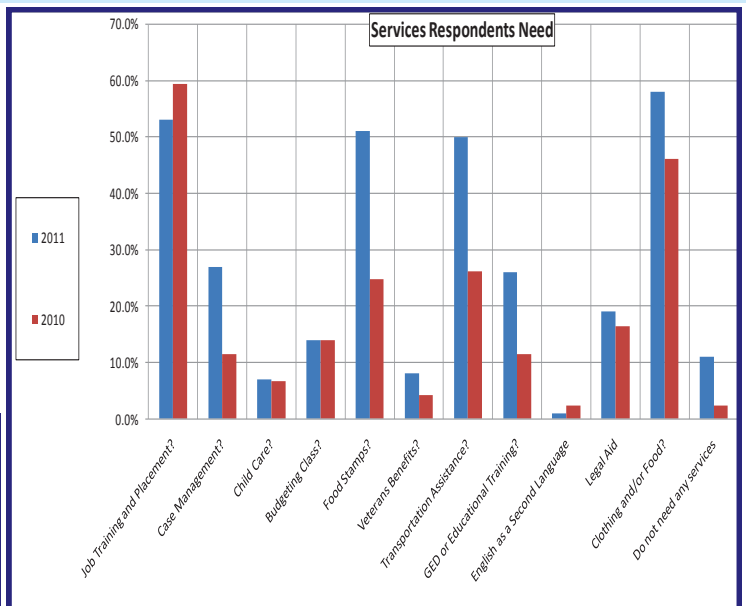
Conditions respondents are receiving treatment for:

Mental Illness	44.9%
Drug Abuse	44.9%
Other physical condition	26.5%
Alcohol Abuse	36.7%

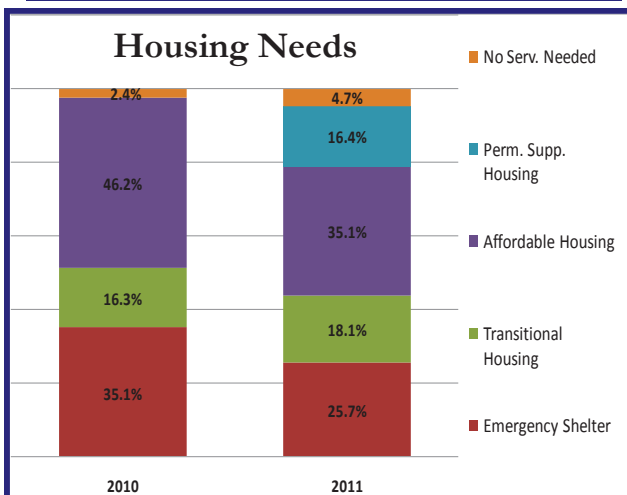
Institutions respondents have been in:

Drug or Alcohol Abuse Treatment	51.3%
State Hospital/long term care facility	13.8%
Jail/Prison	88.8%
Foster Care	7.5%
Other	1.3%

COMMUNITY NEEDS



Housing Needs



For questions relating to children's needs respondents reported:

- **68.8%** require Children's Health Care
- **62.5%** need Child Support
- **6.3%** require TANF
- **43.8%** need WIC
- **18.8%** require Tutoring

SPECIAL THANKS TO:

The South Plains Homeless Consortium for organizing and conducting this year's Point in Time event. Huge thanks are extended to the ninety volunteers who gave of their time to attend the required training session and for assembling before dawn to help ensure a thorough count. Your commitment was an inspiration to all of us!

Because of your care and support we are learning more about the issues faced by persons who are homeless in our community. With your continued help, we can plan positive solutions to address and significantly impact homelessness in Lubbock County.

YOU ARE WELCOME TO ATTEND

*A South Plains Homeless Consortium meeting at The Salvation Army on the 4th Wednesday of each month. Please e-mail **Mary Guetersloh**, maryguetersloh@sbcglobal.net, for more information.*



Texas Homeless Network



1713 Fortview Road
Austin TX, 78704
Phone: 512-482-8270
Fax: 512-478-9077

Find us on Facebook
&
Follow us on Twitter:
@TXHomeNet

[WWW.THN.ORG](http://www.thn.org)